

2011 / 2012 CATALOG

KING MARINE

COLUMBIA, NORTH CAROLINA

MARYSVILLE, WASHINGTON



32
YEARS

Quality Marine Hardware

Tired of bending tube the hard way? We offer...

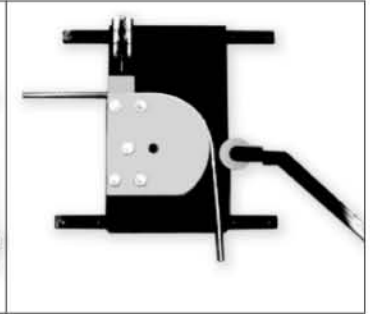
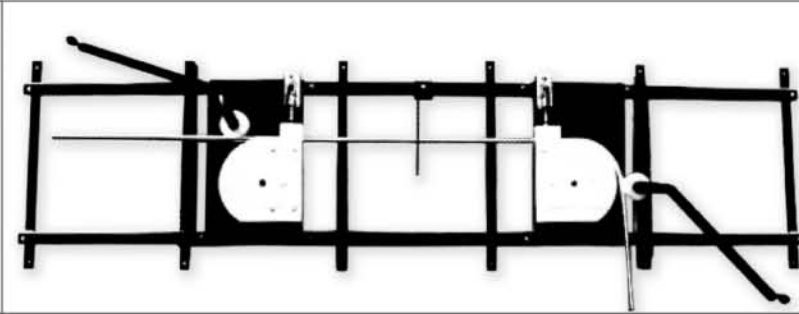

The KING BENDER...

A Manually Operated Tubing Bender & Roller
Designed for the Boat Top Manufacturer

Tubing Crowner

The Professional Bender

Tubing Bender



- Designed to roll aluminum or stainless steel tubing with adjustments.
- Welded steel base drilled with 1/2" holes with 16" and 24" centerline spacing to accommodate wall attachment.
- Made of #101 nylon plate using roller bearing inserts in nylon wheels.

- Designed to bend aluminum or stainless steel tubing with adjustments.
- Bends up to 95° with inside range of 6"
- Welded steel base drilled with 1/2" holes with 16" and 24" centerline spacing to accommodate wall attachment.
- Made of #101 nylon plate roll bearing inserts in nylon wheels.



ADVANTAGES of the KMI BENDER & ROLLER

- After predetermining the size of the boat top frame (leg and width sizes), each frame thereafter is consistent whether bending one or a thousand.
- Nylon parts are machined from #101 Nylon plate - a very tough but forgiving material that produces a superior finished product. Metal burrs, which can cause scratches, are not readily transferred from the Bender to the tubing. Also, the nylon is self lubricating.
- All rollers on both Bender & Crowner (Roller) have bearings to ensure easy operation for many years.
- The KMI Bender & Crowner is the first mass manufactured tool of its kind made especially for the Boat Top Industry. It works simply and eliminates the need for expensive tooling and extra operations. No more time consuming set up or need to use a follower.
- The KMI Bender & Crowner attaches to a wall - conserving space and allowing for easier operation.
- Welded heavy gauge steel frame.
- 7/8" Bender (will bend 3/4" and 7/8" OD tubing).
- 1" Bender (will bend 7/8" and 1" OD tubing).

SPECIAL BENDERS MADE TO ORDER

FAX YOUR ORDERS TO: 1-800-283-6967



TERMS AND CONDITIONS

PRICES: Subject to change without notice.

TERMS: Net 30 on approved credit or C.O.D.

ORDERS: King Marine will ship only full box orders
of tubing. We do not ship broken boxes.

RETURNS:

- ① No credit will be given for items returned without a return authorization (RGA) from King Marine.
- ② Restocking charges will be 15%.
- ③ **Must** be returned to the **same** warehouse from which it was shipped.
- ④ Must be packaged properly to prevent damage.

FREIGHT POLICIES: All freight will be shipped collect or as negotiated.

KING MARINE

WEST COAST DIVISION
3810 124th St. N.E.
Marysville, WA 98271-8775

EAST COAST DIVISION
3476 Albemarle Church Rd.
Columbia, NC 27925

Fax: (808) 821-0400 • E-Mail: info@kingmarine.com or www.kingmarine.com

ALUMINUM & STAINLESS STEEL TUBING

for the Boating Industry

We Normally Ship Same or Next Day from our Washington State or North Carolina Warehouse

Polished Stainless Steel Tube #304 (some #316)


	Per Box
3/4" x .049 Wall x 20' 2"	42 pcs.
7/8" x .035 Wall x 20' 2" or 24' 2"	30 pcs.
7/8" x .049 Wall x 20' 2" or 24' 2"	30 pcs.
7/8" x .065 Wall x 20' 2" or 24' 2" or 30' 2"	30 pcs.
1" x .049 Wall x 20' 2" or 24' 2"	25 pcs.
1" x .065 Wall x 20' 2", 24' 2" or 30' 2"	25 pcs.
1-1/4" x .065 Wall x 20' 2" or 24' 2"	16 pcs.
1-1/2" x .065 Wall x 20' 2"	10 pcs.
2" x .065 Wall x 20' 2" or 24' 2"	8 pcs.
3" x .065 Wall x 20' 2"	3 pcs.
4" x .065 Wall x 20' 2"	3 pcs.

Brite Anodized Aluminum Tube

	Per Box
3/4" x .049 Wall x 20'	54 pcs.
3/4" x .058 Wall x 20'	54 pcs.
3/4" x .065 Wall x 20'	54 pcs.
7/8" x .058 Wall x 20' or 24'	38 pcs.
7/8" x .065 Wall x 20'	38 pcs.
7/8" x .095 Wall x 20'	38 pcs.
1" x .049 Wall x 12' Mill Finished	58 pcs.
1" x .058 Wall x 20'	35 pcs.
7/8" x 7/8" x .062 Wall x 20' Mill Finished (Square)	25 pcs.
7/8" x 7/8" x .062 Wall x 6" Mill Finished (Square)	each
1" x 1" x .062 Wall x 24' Satin Anodized (Square)	28 pcs.

Many other sizes in stock.

Tubing can be cut to size on custom orders.



**INDEX**

ITEM	PAGE
Antenna Bases	7, 40
Bolt, Barrel	29
Bender / Crowner for Tubing	3
Bimini Top Hardware - 316 SS • Die Cast • Nylon	17 thru 26, 37 thru 40
Bimini Top Frames	46
Bow / Stern Eyes	27
Chocks - SS • Nylon	6, 40
Cleats - SS • Nylon	4 thru 5, 40
D-Rings	26
Deck Fills - Gas • Diesel • Waste • Water • Oil	30, 31
Drain Plugs - Garboard	35, 43
Drink / Cup Holders - SS • Nylon	36, 41
Fishing Rod Holders - SS • Nylon	32 thru 34, 40
Flag Pole Sockets	12
Fuel / Water Vents	29
Grab Rails / Hardware	12 thru 14, 34
Hasp	29
Hawse Pipe / Rope Deck Pipe	6 thru 8
Hooks / Snap Hooks	23, 36, 38
Hinges - Strap • Butt • Motor Box • Piano • etc.	27, 28, 45
Latches	35
Lift Rings / Handles	8, 35
Quick Release Pins / Cables	24, 25
Rail Hardware - Mechanical • Weldable	9 thru 15, 18
Rod Holders - SS • Nylon	32 thru 34, 40
Roller Bushings - Nylon	41
Scupper - Nylon	43
Ski-Tow	10
Step - Folding	9
Support Poles / Hardware	44
Seat Hardware - Hinges • Arm Support • Back Support	45
Thru-Hull - SS • Nylon with SS Cap	16
Thru-Hull Scupper - SS	16
Track - Aluminum • Nylon • Awning • Slide • Insert	45
Trailer Hitch Balls - 1-7/8" • 2" • 2-5/16"	36
Tubing - Aluminum • Stainless Steel • Tubing Crimper	2, 36
Vents - Gas • Water • Engine • Collector Boxes	29, 43
Windshield Hardware - Nylon	41, 42
Zipper Stops	25

KING MARINE

MARINE HARDWARE - 316 STAINLESS STEEL

PULL UP CLEATS with Full Backing Plates and Nuts - Patented

88234-2 Cleat: 4-3/8" Flange: 1-1/2" wide x 5" long

(20 pcs per pkg) Drill 2 holes 7/8" and 2 holes 7/16"

Studs: 5/16" x 1-1/2" long

Use backing plate for hole template

White gasket included



88235-2 Cleat: 6" Flange: 1-7/8" wide x 7" long

(20 pcs per pkg) Drill 2 holes 1" and 2 holes 7/16"

Studs: 5/16" x 1-1/2" long

Use backing plate for hole template



88236-2 Cleat: 8" Flange: 2-1/8" wide x 9" long

(10 pcs per pkg) Drill 2 holes 1-1/8" and 2 holes 11/16"

Studs: 3/8" x 2" long

Use backing plate for hole template



CLEATS

88234 Size: 4-1/2" long x 1-1/4" wide x 1" high

(50 pcs per pkg) Drilled for #10 fasteners

88235 Size: 6" long x 1-7/8" wide x 1-1/4" high

(50 pcs per pkg) Drilled for 1/4" fasteners

88236 Size: 8" long x 2-1/8" wide x 1-1/2" high

(40 pcs per pkg) Drilled for 1/4" fasteners

88237 Size: 10" long x 2-3/4" wide x 1-7/8" high

(25 pcs per pkg) Drilled for 5/16" fasteners

88238 Size: 12" long x 2-3/4" wide x 2-5/16" high

(20 pcs per pkg) Drilled for 5/16" fasteners



HEAVY DUTY CLEATS

88239 Size: 8" long x 2-9/16" wide x 2" high

(40 pcs per pkg) Drilled for 1/4" fasteners

88240 Size: 10" long x 2-7/8" wide x 2-7/16" high

(20 pcs per pkg) Drilled for 5/16" fasteners

88241 Size: 12" long x 3-1/2" wide x 2-3/4" high

(10 pcs per pkg) Drilled for 5/16" fasteners

88242 Size: 14-3/4" long x 4" wide x 3-7/8" high

(10 pcs per pkg) Drilled for 1/2" fasteners



MARINE HARDWARE - 316 STAINLESS STEEL**EURO-CLEATS with Nuts**

88235E	Size: 6" long x 1-1/8" high
(50 pcs per pkg)	1/2" stud 1-1/2" long
88236E	Size: 8" long x 1-3/8" high
(40 pcs per pkg)	1/2" stud 2-1/4" long
88237E	Size: 10" x 1-13/16" high
(20 pcs per pkg)	1/2" stud 2-1/2" long
88238E	Size: 12" x 2-1/2" high
(10 pcs per pkg)	5/8" stud 2-1/2" long

**CLEAT - STUDS with Nuts**

88233S	Size: 4" long x 1" high
(50 pcs per pkg)	1/4" stud 1-1/2" long
88235S	Size: 6" long x 1-1/4" high
(25 pcs per pkg)	5/16" stud 1-3/4" long
88236S	Size: 8" long x 1-1/2" high
(20 pcs per pkg)	3/8" stud 2" long

**HEAVY DUTY CLEATS - Studs and Nuts**

88239S	Size: 8" long x 2" high
(20 pcs per pkg)	3/8" stud 3" long
88240S	Size: 10" long x 2-1/2" high
(10 pcs per pkg)	1/2" stud 1-3/4" long



MARINE HARDWARE - 316 STAINLESS STEEL

SKENE BOW CHOCK SETS

88245 Length: 4-1/2", Width: 3/4", Line size: up to 1/2"

(50 pr per pkg) Drilled for #10 screws

88245-9 Length: 9", Width: 1-3/4", Line size: up to 1-3/8"

(5 pr per pkg) Drilled for 3/8" screws

88246 Length: 6", Width: 3/4", Line size: up to 3/4"

(20 pr per pkg) Drilled for 1/4" screws



BOW CHOCK SETS

88247 Length: 4-3/4", Width: 1-1/8", Line size: up to 1/2"

(50 pr per pkg) Drilled for #10 screws

88248 Length: 6", Width: 1", Line size: up to 3/4"

(25 pr per pkg) Drilled for 1/4" screws



STRAIGHT CHOCKS

88249 Length: 4-7/8", Width: 7/8", Line size: up to 5/8"

(50 pcs per pkg) Drilled for #10 screws

88250 Length: 6", Width: 1", Line size: up to 3/4"

(50 pcs per pkg) Drilled for 1/4" screws



HAWSE PIPE

88252 Internal hole diameter: 3-3/4" x 1-1/2"

(25 pcs per pkg) Length: 5-1/2", Width: 2-1/2", Depth: 7/8", below flange

Installation hole size: 4-1/8" x 2" (oval)

Drilled for #10 screws



HAWSE PIPE

88253 Internal hole diameter: 2" x 4"

(20 pcs per pkg) Length: 6", Width: 3-1/4", Depth: 1-3/16", below flange

Installation hole size: 2-3/8" x 4-1/2"

Drilled for #10 screws



HAWSE PIPE

88253-1 Internal hole diameter: 7" x 3"

(10 pcs per pkg) Length: 9.4", Width: 5-1/2", Depth: 1", below flange

Installation hole size: 3-3/4" x 7-3/4"

Drilled for 1/4" screws



MARINE HARDWARE - 316 STAINLESS STEEL

HAWSE PIPE

88254 Internal hole diameter: 1-1/2" x 4-1/2"
 (10 pcs per pkg) Length: 7", Width: 4", Depth: 2-1/8", below flange
 Installation hole size: 2-1/2" x 4-1/2"
 Drilled for 1/4" screws



TRIANGLE HAWSE PIPE

88254-1 Internal hole diameter: 2-3/4" x 4-3/4"
 (10 pcs per pkg) Length: 8", Width: 5-1/8", Depth: 1-3/4"
 Installation hole size: Irregular 4-3/4" x 2-3/4"
 Drilled for #10 screws



ANTENNA MOUNT HEAVY DUTY

88258 Base: 2" x 3-1/2"
 (20 pcs per pkg) Overall Height: 5"
 Threads: 1-14 UNS2A
 Drilled for 1/4" bolts



ANTENNA MOUNT SUPER HEAVY DUTY

88256 Base: 2-1/4" x 3-3/4" • Overall Height: 6"
 (20 pcs per pkg) Threads: 1-14 UNS2A
 Drilled for 1/4" bolts



ANTENNA RAIL MOUNT

88257 Length: 10"
 (25 pcs per pkg) Fits 7/8" and 1" Tube Railing
 Threads: 1-14 UNS2A



MARINE HARDWARE - 316 STAINLESS STEEL

LIFT RING/CLEAT COMBINATION

88260	Maximum load: 4000 lbs.
(25 pcs per pkg)	Length: 6", Eye diameter: 1-1/8"
	Base diameter: 2"
	Height: 2", Installation hole size: 1"
	Drilled for #10 screws
	For threaded rod size: 5/8"-11
88261	Maximum load: 5000 lbs
(20 pcs per pkg)	Length: 7", Eye diameter: 1-1/2"
	Base diameter: 2-1/2"
	Height: 2-1/2", Installation hole size: 1"
	Drilled for 1/4" screws
	For threaded rod size: 5/8"-11



LIFT RING

88745	Height from deck: 2-5/8" • Maximum load: 3000 lbs.
(25 pcs per pkg)	Ring diameter: 1-1/2"
	Base diameter: 2-1/4"
	Hole size: 1-1/4"
	Drilled for #10 fastener • Threaded for rod size 5/8"-11
88746	Height from deck: 2-1/2" • Maximum load: 3000 lbs.
(25 pcs per pkg)	Ring diameter: 1-1/2"
	Base length: 5"
	Hole size: 1-1/8"
	Drilled for #10 fastener • Threaded for rod size 5/8"-11



ROPE/DECK PIPE

88255	Internal hole size: 2-1/2" x 3-3/4"
(20 pcs per pkg)	Length: 5-5/8" Width: 4-1/8"
	Depth below flange: 7/16"
	Height above deck: 1-1/4"
	Drilled for #10 screws



MARINE HARDWARE - 316 STAINLESS STEEL
FOLDING STEP With Locking Spring

88251 Base: 2" x 4-5/8" Wt. 1.2 lbs.
 (20 pcs per pkg) Step Size: 2" x 4-3/8"
 Protrusion - Closed: 1"
 Protrusion - Open: 4"
 Use 2 each 5/8" bolt fasteners


30° ROUND BASE

88263 For 7/8" O.D. tube
 (50 pcs per pkg) Base O.D.: 2-1/2" • Drilled for #10 screws
 88264 For 1" O.D. tube
 (50 pcs per pkg) Base O.D.: 2-7/8" • Drilled for 1/4" screws


45° ROUND BASE

88265 For 7/8" O.D. tube
 (50 pcs per pkg) Base O.D.: 2-7/8" • Drilled for #10 screws
 88265-1 For 1" O.D. tube
 (50 pcs per pkg) Base O.D.: 2-7/8" • Drilled for 1/4" screws


60° ROUND BASE

88266 For 7/8" O.D. tube
 (50 pcs per pkg) Base O.D.: 2-7/8" • Drilled for #10 screws
 88267 For 1" O.D. tube
 (50 pcs per pkg) Base O.D.: 2-7/8" • Drilled for 1/4" screws


90° ROUND BASE

88268 For 7/8" O.D. tube
 (50 pcs per pkg) Base O.D.: 2-7/8"
 Drilled for #10 screws
 88269 For 1" O.D. tube
 (50 pcs per pkg) Base O.D.: 2-7/8"
 Drilled for 1/4" screws


30° RECTANGULAR BASE

88270 For 7/8" O.D. tube
 (50 pcs per pkg) Base 3" x 1-3/4"
 Drilled for #10 screws
 88270-1 For 1" O.D. tube
 (50 pcs per pkg) Base 3-1/2" x 1-3/4"
 Drilled for 1/4" screws



MARINE HARDWARE - 316 STAINLESS STEEL

45° RECTANGULAR BASE

88271 For 7/8" O.D. tube • Base: 3" x 1-3/4"

(50 pcs per pkg) Drilled for #10 screws

88271-1 For 1" O.D. tube • Base: 3-1/4" x 1-3/4"

(50 pcs per pkg) Drilled for 1/4" screws



60° RECTANGULAR BASE

88272 For 7/8" O.D. tube

(50 pcs per pkg) Base: 3" x 1-3/4"

Drilled for #10 screws

88273 For 1" O.D. tube

(50 pcs per pkg) Base: 3-1/4" x 1-7/8"

Drilled for 1/4" screws



90° RECTANGULAR BASE

88274 For 7/8" O.D. tube

(50 pcs per pkg) Base: 2-7/8" x 1-3/4"

Drilled for #10 screws

88275 For 1" O.D. tube

(50 pcs per pkg) Base: 3" x 1-7/8"

Drilled for 1/4" screws



SKI TOW RING SOLID CAST FACE / Washers and Nuts Included

88343 2-1/2" Ring, 2-1/2" Diameter

(25 pcs per pkg) Overall length: 4-5/8" • Top to deck: 1-1/2"

Threads: 3" • 3/8" Round stock face, 3/4" stud

88343-1 3-1/2" Ring, 3-1/2" Diameter

(20 pcs per pkg) Overall length: 5" • Top to deck: 1-5/8"

Threads: 3-3/4" • 1/2" Round Stock face, 7/16" stud



FLUSH SKI TOW SOLID CAST FACE / Full Washer and Lock Nuts

88343-2 Base: 4-7/16" wide x 2-7/16" high

(20 pcs per pkg) Stud size: 3/8" studs x 2-3/4" long

Individually boxed



MARINE HARDWARE - 316 STAINLESS STEEL
90° RECTANGULAR BASE

88276	For 7/8" O.D. tube
(100 pcs per pkg)	Base: 1-1/4" x 2-7/8"
	Drilled for 1/4" screws
88277	For 1" O.D. tube
(100 pcs per pkg)	Base: 1-3/8" x 2-7/8"
	Drilled for 1/4" screws


60° UNIVERSAL TEE

88280	For 7/8" O.D. tube
(50 pcs per pkg)	
88281	For 1" O.D. tube
(50 pcs per pkg)	


90° TEE

88286	For 7/8" O.D. tube
(50 pcs per pkg)	
88287	For 1" O.D. tube
(50 pcs per pkg)	


90° TEE - HINGED

88286-2	For 7/8" O.D. tube
(50 pcs per pkg)	


3 WAY CORNER ALL 90°

88288-1	For 7/8" O.D. tube
(50 pcs per pkg)	
88288	For 1" O.D. tube
(50 pcs per pkg)	


90° ELBOW WITH ANCHOR EYE

88308	For 7/8" tube
(50 pcs per pkg)	
88307	For 1" tube
(50 pcs per pkg)	


4° REC BASE LIFELINE STANCHION

88431	For 1" tube
(20 pcs per pkg)	Base: "3 x 3-3/4"
	Drilled for 1/4" screws



MARINE HARDWARE - 316 STAINLESS STEEL
FLAG POLE SOCKET TOP MOUNTED

88357	For 1" post, 10° angle
(50 pcs per pkg)	Base: 2-5/8" x 2-1/8" high
	Drilled for #10 screws
88364	For 1-1/4" post, 10° angle
(50 pcs per pkg)	Base: 2-7/8" x 2-1/4" high
	Drilled for #10 screws


FLAG POLE SOCKET FLUSH MOUNTED

88367	For 1-1/4" post, 20° angle
(25 pcs per pkg)	Base: 2-3/4" x 2-1/4" high
	Drilled for #10 screws
88367-1	For 1" post, 30° angle
	Base: 2-3/4" x 2" high
	Drilled for #8 screws
88367-2	For 1-1/4" post, 20° angle
	Base: 2-7/8" x 2-1/4" high
	Drilled for #8 screws


STANCHION EYE

88332	For 1" x .065 wall tube
(100 pcs per pkg)	


STANCHION SLEEVE W/EYE

88334	For 1" O.D. tube
(100 pcs per pkg)	Eye diameter: 5/16"


LIFELINE BASE

88283	Hole size: 3/8"
(50 pcs per pkg)	Length: 2-3/8", Width: 1-1/2", Height: 1-1/8" Use #10 screws


END TOP MOUNTED 90°

88290	For 7/8" O.D. tube
(40 pcs per pkg)	Height: 1-1/2" Drilled for 1/4" screws
88290-1	For 1" O.D. tube
(40 pcs per pkg)	Height: 1-1/2" Drilled for 1/4" screws



MARINE HARDWARE - 316 STAINLESS STEEL

END BOTTOM MOUNTED 90°

88290-2	For 7/8" tube
(40 pcs per pkg)	Height: 1-1/2" • Nut threaded for 1/4 - 28
88290-3	For 1" tube
(40 pcs per pkg)	Height: 1-1/2" • Nut threaded for 1/4 - 28



FORWARD 60° STANCHION

88293	For 7/8" O.D. tube
(100 pcs per pkg)	Tube Height: 1-1/2"
	Drilled for #10 screws
88293-1	For 1" O.D. tube
(100 pcs per pkg)	Tube Height: 1-3/4"
	Drilled for #10 screws



CENTER 60° STANCHION

88294	For 7/8" O.D. tube
(100 pcs per pkg)	Tube Height: 1-1/2"
	Drilled for #10 screws
88294-1	7/8" - 88294 w/set screw
88295	For 1" O.D. tube
(100 pcs per pkg)	Tube Height: 1-3/4"
	Drilled for #10 screws



AFT 60° STANCHION

88298	For 7/8" O.D. tube
(100 pcs per pkg)	Tube Height: 1-1/2"
	Drilled for #10 screws
88299	For 1" O.D. tube
(100 pcs per pkg)	Tube Height: 1-3/4"
	Drilled for #10 screws



90° STATION FOR 1 1/4" TUBE

88296	Height: 3-1/8"
(50 pcs per pkg)	Base: Length 2-1/2", Width 2"
	Drilled for 1/4" screws
	Set screw 1/4"-20" Allen or a variety of nylon head set screws are available



BULLET END PLUG

88303	For 7/8" O.D. tube, .049 wall
(200 pcs per pkg)	Length: 7/8"



MARINE HARDWARE - 316 STAINLESS STEEL

BOW FORMS

88304 (50 pcs per pkg) For 7/8" O.D. tube - 110 degree

88305-2 (50 pcs per pkg) For 1" O.D. tube - 110 degree

88305 (50 pcs per pkg) For 7/8" O.D. tube - 125 degree

88305-3 (50 pcs per pkg) For 1" O.D. tube - 125 degree

88305-1 (50 pcs per pkg) For 7/8" O.D. tube - 140 degree

88305-4 (50 pcs per pkg) For 1" O.D. tube - 140 degree



90° ELBOWS

88309 (100 pcs per pkg) For 7/8" O.D. tube

88310 (100 pcs per pkg) For 1" O.D. tube



5-1/2° RAIL END (END-IN)

88311 For 7/8" O.D. tube

(50 pcs per pkg) Drilled for #10 screws



5-1/2° RAIL END (END OUT)

88312 For 7/8" O.D. x 049 wall tube

(50 pcs per pkg) Drilled for #10 screws



16-1/2° RAIL END (END OUT)

88312-1 For 7/8" O.D. x 049 wall tube

(50 pcs per pkg) Drilled for #10 screws



45° ROUND BASE FOR WELDING

88406 For 7/8" O.D. tube

(100 pcs per pkg) Base: 2-3/4" diameter

Drilled for 1/4" C.S. screws

88416 For 1" O.D. tube

(90 pcs per pkg) Base: 3-1/8" diameter

Drilled for 1/4" C.S. screws



MARINE HARDWARE - 316 STAINLESS STEEL

60° ROUND BASE FOR WELDING

88404	For 7/8" O.D. tube
(120 pcs per pkg)	Base: 2-3/4" diameter
	Drilled for 1/4" C.S. screws
88414	For 1" O.D. tube
(90 pcs per pkg)	Base: 3-1/8" diameter
	Drilled for 1/4" C.S. screws



90° ROUND BASE FOR WELDING

88402	For 7/8" O.D. tube
(100 pcs per pkg)	Base: 2-3/4" diameter
	Drilled for 1/4" C.S. screws
88412	For 1" O.D. tube
(100 pcs per pkg)	Base: 3-1/8" diameter
	Drilled for 1/4" C.S. screws



45° RECTANGULAR BASE FOR WELDING

88424	For 7/8" O.D. tube
(100 pcs per pkg)	Base: 1-3/4" x 3-1/8"
	Drilled for #10 C.S. screws
88432	For 1" O.D. tube
(100 pcs per pkg)	Base: 1-3/4" x 3-1/8"
	Drilled for #10 C.S. screws



60° RECTANGULAR BASE FOR WELDING

88422	For 7/8" O.D. tube.
(100 pcs per pkg)	Base: 1-3/4" x 3-1/8"
	Drilled for #10 C.S. screws
88430	For 1" O.D. tube
(100 pcs per pkg)	Base: 1-3/4" x 3-1/8"
	Drilled for #10 C.S. screws



90° RECTANGULAR BASE FOR WELDING

88420	For 7/8" O.D. tube
(100 pcs per pkg)	Base: 1-3/4" x 3-1/8"
	Drilled for #10 C.S. screws
88428	For 1" O.D. tube
(100 pcs per pkg)	Base: 1-3/4" x 3-1/8"
	Drilled for #10 C.S. screws



MARINE HARDWARE - 316 STAINLESS STEEL

THRU-HULL ALL SS CAST

	Hose Size	A	B	C	D	E	Drill Hole Size
88470 (40 pcs per pkg)	5/8"	1.50"	.875"	1.70"	1.30"	.625"	7/8"
88471 (48 pcs per pkg)	3/4"	1.50"	1.10"	1.70"	1.30"	.75"	7/8"
88472 (36 pcs per pkg)	1"	2.00"	1.36"	1.70"	1.50"	1.00"	1-3/8"
88473 (25 pcs per pkg)	1-1/8"	2.00"	1.30"	1.70"	1.70"	1.125"	1-3/8"
88474 (25 pcs per pkg)	1-1/4"	2.70"	1.65"	1.80"	1.80"	1.25"	1-3/4"
88475 (20 pcs per pkg)	1-1/2"	2.75"	1.87"	2.00"	1.80"	1.50"	1-3/4"
88476 (20 pcs per pkg)	2"	2.40"	2.02"	2.00"	2.00"	2.00"	2-3/8"



THRU-HULL SCUPPER SS CAST - With RUBBER FLAP

	Hose Size	A	B	C	D	E	Drill Hole Size
88475-2 (20 pcs per pkg)	1-1/2"	2.75"	1.80"	2.50"	1.35"	1.50"	1-3/4"
88476-2 (20 pcs per pkg)	2"	2.40"	2.30"	2.30"	1.60"	2.00"	2-3/8"

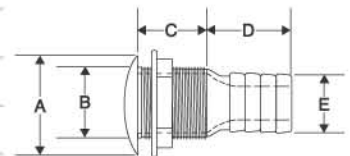


THRU-HULL NYLON/FIBERGLASS With SS CAP *(Do not use below water)*

	Hose Size	A	B	C	D	E	Drill Hole Size
88470-1 (400 pcs per pkg)	5/8"	1.65"	1.24"	1.70"	1.30"	.625"	1-1/4"
88471-1 (400 pcs per pkg)	3/4"	1.65"	1.24"	1.70"	1.30"	.750"	1-1/4"
88472-1 (200 pcs per pkg)	1"	1.90"	1.35"	1.70"	1.50"	1.00"	1-3/8"
88473-1 (300 pcs per pkg)	1-1/8"	1.90"	1.35"	1.70"	1.70"	1.125"	1-3/8"
88474-1 (200 pcs per pkg)	1-1/4"	2.55"	1.74"	2.00"	1.90"	1.25"	1-3/4"
88475-1 (200 pcs per pkg)	1-1/2"	2.55"	1.74"	2.00"	1.90"	1.50"	1-3/4"



This drawing applies to both Stainless Steel and Nylon Thru Hull.



MARINE HARDWARE - 316 STAINLESS STEEL

OUTSIDE EYE END - Standard

88326 For 3/4" O.D. tube

(100 pcs per pkg) For 1/4" bolt

88313 For 7/8" O.D. tube

(100 pcs per pkg) For 1/4" bolt

88314 For 1" O.D. tube

(100 pcs per pkg) For 1/4" bolt



OUTSIDE EYE END (COUNTER BORED)

88326 CB For 3/4" tube • For 1/4" bolt

(100 pcs per pkg) Recessed for pop rivit

88313 CB For 7/8" tube • For 1/4" bolt

(100 pcs per pkg) Recessed for pop rivit

88314 CB For 1" tube • For 1/4" bolt

(100 pcs per pkg) Recessed for pop rivit



JAW SLIDE (COUNTER BORED)

88316 CB For 7/8" tube • With 1/4" bolt

(100 pcs per pkg) Recessed for pop rivit

88317 CB For 1" tube • For 1/4" bolt

(100 pcs per pkg) Recessed for pop rivit



INSIDE EYE END

88344 Fits 3/4" x .049 tube

(200 pcs per pkg) For 1/4" bolt

88345 (200 pcs per pkg) Fits 7/8" x .049 tube • For 1/4" bolt

88345-1 Fits 1" x .049 tube • For 1/4" bolt

(200 pcs per pkg)



OUTSIDE EYE END HEAVY DUTY - 2 Set Screws

88396 (100 pcs per pkg) For 7/8" tube

For 1/4" bolt

88397 (100 pcs per pkg) For 1" tube

For 1/4" bolt



JAW SLIDE HEAVY DUTY - 2 Set Screws

88398 For 7/8" tube

(100 pcs per pkg) With 1/4" bolt

88399 For 1" tube

(100 pcs per pkg) With 1/4" bolt



MARINE HARDWARE - 316 STAINLESS STEEL

SPLIT RAIL FITTING - PATENTED

88365	(100 pcs per pkg)	7/8" rail
88365N		7/8" rail drilled for 1/4" quick release pin
88366		1" rail
(100 pcs per pkg)		The King Rail clamp is designed to quickly attach to an existing rail. It is hinged to open and close around a 1" or 7/8" Rail and comes with a locking screw and a 1/4" bolt. Patent #5413063.



LOCKING, HINGED RAIL/JAW CLAMP (5/16" HD Pin)

88365-1	(100 pcs per pkg)	Fits 7/8" rail	5/16" slot
88366-1	(100 pcs per pkg)	Fits 1" rail	5/16" slot
88366-2	(100 pcs per pkg)	Fits 1-1/4" rail	5/16" slot



JAW SLIDE - Standard

88315		For 3/4" O.D. tube
(100 pcs per pkg)		1/4-20 panhead screw included
88316		For 7/8" O.D. tube
(100 pcs per pkg)		1/4-20 panhead screw included
88317		For 1" O.D. tube
(100 pcs per pkg)		1/4-20 panhead screw included
88316N		For 7/8" O.D. tube
(100 pcs per pkg)		1/4" hole drilled without pin
88317N		For 1" O.D. tube
(100 pcs per pkg)		1/4" hole drilled without pin



CLEVIS JAW SLIDE CAST

88330		For 7/8" tube
(100 pcs per pkg)		With 1/4" bolt
88319		For 1" tube
(100 pcs per pkg)		With 1/4" bolt



STAMPED JAW SLIDE WITH FULL BLACK VINYL GASKET

88395		For 7/8" O.D. tube
(300 pcs per pkg)		(no rattle)
88394		For 1" O.D. tube.
(360 pcs per pkg)		(no rattle)



MARINE HARDWARE - 316 STAINLESS STEEL

JAW SLIDE - DOUBLE SIDE

88317-2 For 1" O.D. tube
 (100 pcs per pkg) 2 1/4" panhead screws
 1/4" set screw
 Thru hole for 1/4" Q.R. pin



OUTSIDE EYE END - HEAVY DUTY - For 1-1/4" Tube - 2 Set Screws

88328 Hole for 5/16" bolt
 (100 pcs per pkg)



JAW SLIDE - HEAVY DUTY - For 1-1/4" - 2 Set Screws

88329 For 1-1/4" tube with 5/16" bolt
 (100 pcs per pkg) 5/16" flush head bolt



HIGH DECK HINGE - HEAVY DUTY - For 1-1/4" (Use with 88328 Eye End)

88320-3 Base 7/8" x 2-1/4" x 1-5/8" high **NEW** 4 Holes
 (100 pcs per pkg) Flush head screw 5/16"
 Drilled for 1/4" screws



EXTRA HEAVY DUTY OUTSIDE EYE END

88314-1 For 1" tube
 (100 pcs per pkg) For 5/16" bolt



EXTRA HEAVY DUTY JAW SLIDE

88317-1 For 1" tube
 (100 pcs per pkg) With 5/16" bolt



EXTRA HEAVY DUTY 90° DECK HINGE

88320-2 1" x 2-1/8"
 (100 pcs per pkg) With 5/16" bolt • Drilled for 1/4" screws



PAD EYE, CAST

88545 Length: 1-7/8" Height: 5/8" • Drilled for #10 screws
 (2,000 pcs per pkg)



PAD EYE, FORMED

88542 (2,000 pcs per pkg) Length: 1-7/8" Height: 1/2" • Drilled for #8 screws

88541 Nickel Plated Brass
 (2,000 pcs per pkg) Length: 1-7/8" Height: 1/2" • Drilled for #8 screws



MARINE HARDWARE - 316 STAINLESS STEEL
DECK HINGE SIDE MOUNT

88323 Base size: 7/8" x 2"
 (200 pcs per pkg) Panhead screw: 1/4-20
 Drilled for #10 screws


DECK HINGE SIDE MOUNT 25° BASE

88324 Base size: 7/8" x 2"
 (100 pcs per pkg) Panhead screw: 1/4-20
 Drilled for #10 screws


316 S.S. 180° UNIVERSAL DECK HINGE (Heavy Duty Hinge Pin)

88323-1 2-5/8" long x 13/16" wide x 1-5/8" high
 (100 pcs per pkg) Drilled for #10 screws


HEAVY DUTY DECK HINGE PLATE

88327 Base size: 1-7/8" x 2-3/4" • Bolt size: 1/4-20
 (100 pcs per pkg) Drilled for 1/4" screws

88327-1 Base size: 1-7/8" x 2-3/4" • Bolt size: 5/16"
 (100 pcs per pkg) Drilled for 1/4" screws


90° DECK HINGE

88320 Base size: 3/4" x 2"
 (100 pcs per pkg) Panhead screw 1/4" x 20" • Drilled for #10 screws

88320-N Base size: 3/4" x 2"
 (100 pcs per pkg) 1/4" drilled hole (pin not included) • Drilled for #10 screws


RAIL HINGE CONCAVE BASE

88321 Base size: 7/8" x 2"
 (100 pcs per pkg) Panhead screw: 1/4" x 20"
 Drilled for #10 screws

88321-N Base size: 7/8" x 2"
 (100 pcs per pkg) 1/4" drilled hole (pin not included) Drilled for #10 screws


DECK HINGE ANGLE BASE

88322 Base size: 3/4" x 2"
 (100 pcs per pkg) Panhead screw: 1/4 x 20" Drilled for #10 screws

88322-N Base size: 3/4" x 2"
 (100 pcs per pkg) 1/4" drilled hole (pin not included) Drilled for #10 screws



MARINE HARDWARE - 316 STAINLESS STEEL

DECK HINGE - ANGLE BASE 40°

88322-2 Base size: 1" x 2-1/2"
 (100 pcs per pkg) 1/4" drilled hole (pin not included)
 Drilled for #10 screws



SIDE MOUNT 316 SS CAST

88323-2 90° concave base
 (100 pcs per pkg) 2-3/8" long
 Drilled for #10 screws



88323-3 75° concave base
 (50 pcs per pkg) 2-3/8" long
 Drilled for #10 screws

LARGE BLACK NYLON KNOB (SS)

6425 Size: 1/4-20" x 1-1/2"
 (100 pcs per pkg) Fits all SS die cast boat top hardware using 1/4-20"



ROUND NYLON HEAD (SS) Black or White

7424P Size: 1/4-20" x 1" (Add B or W for color)
 (100 pcs per pkg) Fits all SS and die cast hardware using 1/4-20" screws



BLACK NYLON ELONGATED KNOB (SS)

6426B Head: 1/2" x 1"
 (100 pcs per pkg) Screw: 13/16" (3/8" shaft, 7/16" thread)
 Fits all SS and die cast top hardware that uses 1/4-20" screws.



SMALL NYLON KNOB WITH SS SCREW, SWIVEL 6" CABLE

88451 White Knob - 1/4-20" x 3/4" (3/8" shaft, 3/8" thread) (SS)
 (100 pcs per pkg) Use with S.S. deck hinges and jaw slides

88452 Black Knob - 1/4-20" x 3/4" (3/8" shaft, 3/8" thread) (SS)
 (100 pcs per pkg) Use with deck hinges and jaw slides



SET SCREW (For S.S. and Die Cast Hardware)

88338 1/4 - 28" x 3/16" pointed
 (100 pcs per pkg) allen drive stainless steel



PAN HEAD SHOULDER SCREW (For S.S. and Die Cast bimini Hardware)

88450 Fits 3/4", 7/8" and 1" Jaw Slides and Deck Hinges
 (100 pcs per pkg)



MARINE HARDWARE - 316 STAINLESS STEEL

FLAT HINGE w/ HIDDEN SCREWS

88333	Base : 5/8" x 1-5/8"
(100 pcs per pkg)	Panhead screw 1/4" x 20" • Drilled for #10 screws
88333 N	Base : 5/8" x 1-5/8"
(100 pcs per pkg)	1/4" drilled hole • Drilled for #10 screws
88336	Adapter pad for 88333/88333 N
(100 pcs per pkg)	Base: 5/8" x 1-5/8" • Drilled for #10 screws



RAIL HINGE w/ HIDDEN SCREWS

88331	Base : 5/8" x 1-5/8"
(100 pcs per pkg)	Panhead screw: 1/4" x 20"
	Drilled for #10 screws
88331 N	Base : 5/8" x 1-5/8"
(100 pcs per pkg)	1/4" drilled hole (pin not included)
	Drilled for #10 screws



QUICK RELEASE SIDE MOUNT / EYE END SET

88306	Fits 7/8" x .049" tube
(100 pcs per pkg)	Drilled for #10 O.H. fastener



MARINE HARDWARE - DIE CAST ZAMAK

OUTSIDE EYE END

86000 For 7/8" O.D. tube
 (200 pcs per pkg) For 1/4" bolt



90° DECK HINGE

86002 Base size: 7/8" x 2"
 (250 pcs per pkg) Panhead screw 1/4" x 20" • Drilled for #10 screws



86002N Base size: 7/8" x 2"
 (250 pcs per pkg) 1/4" drilled hole (pin not included) • Drilled for #10 screws



JAW SLIDE

86004 For 7/8" O.D. tube
 (160 pcs per pkg) With 1/4" bolt



PAD EYE

86006 Length: 1-7/8"
 (2,000 pcs per pkg) Height: 5/8"
 Drilled for #10 screw



DECK HINGE SIDE MOUNT

86008 Base size: 7/8" x 2"
 (300 pcs per pkg) Panhead screw: 1/4"-20
 Drilled for #10 screws



86008N Same as 86008 without screw
 (300 pcs per pkg)

INSIDE EYE END

86010 For 7/8" x .058"
 (400 pcs per pkg) For 1/4" bolt



**ALL OF THE ABOVE PRODUCTS ARE
 CHROME-PLATED DIE CAST**

MARINE HARDWARE - 316 STAINLESS STEEL

QUICK RELEASE PIN

88453 (100 pcs per pkg) 1/4" O.D. with 2-1/8" grip

88546 (100 pcs per pkg) 1/4" O.D. with 7/8" grip

88544 (100 pcs per pkg) 1/4" O.D. with 1.3" grip

88554 (100 pcs per pkg) 1/4" O.D. with 5.5" grip



QUICK RELEASE PIN WITH DROP CAM AND SPRING

88551 (1,500 pcs per pkg) 1/4" O.D. with 3/4" grip

88551-1(1,000 pcs per pkg)1/4" O.D. with 1" grip



QUICK RELEASE PIN WITH CABLE AND NO TAB

88561-1 1/4 O.D. with 1" grip

(100 pcs per pkg) 6" cable - loop end



QUICK RELEASE PIN WITH CABLE AND TAB

88547 1/4" O.D. with 7/8" grip

(1600 pcs per pkg) 6" SS cable - nylon coated with tab



SS CABLE WITH TAB

88543 6" nylon coated

(2,000 pcs per pkg)



QUICK RELEASE PIN WITH CABLE AND TAB

88548 1/4" O.D. with 3/4" grip

(1,000 pcs per pkg) 6" cable - nylon coated with tab



MARINE HARDWARE - 316 STAINLESS STEEL
QUICK RELEASE PIN WITH CABLE AND NO TAB

88555 1/4" O.D. with 2-1/4" grip
 (100 pcs per pkg) 6" SS cable - nylon coated


QUICK RELEASE PIN WITH CABLE AND EYE

88561 1/4" O.D. with 3/4" grip
 (100 pcs per pkg) 6" SS cable - nylon coated - with electrical eye end


SS CABLE WITH LOOPS

88556 1/4" O.D.
 (100 pcs per pkg) 6" cable clear coated


SS CABLE WITH LOOP AND EYE

88560 6" cable clear coated with electrical eye end
 (100 pcs per pkg)


SS KEY RING

88557 1" diameter
 (100 pcs per pkg)


QUICK RELEASE PIN WITH CABLE LOOP

88550 1/4" O.D. with 1" grip
 (1000 pcs per pkg) 3" dia. cable - nylon coated


CABLE LOOP ONLY

88553 3" dia. cable - nylon coated

SS ZIPPER STOPS

89001 For YKK Zippers - #10
 (1000 pcs per pkg)



89002 For RIRI Zippers - #10
 (1000 pcs per pkg)

MARINE HARDWARE - 316 STAINLESS STEEL

D RINGS

88998 1" x 3/16" Welded

(100 pcs per pkg)



88999 1-1/2" x 3/16" Welded

(100 pcs per pkg)

ADJUSTER BUCKLE

89000 For 1" webbing

(100 pcs per pkg)



SNAP HOOK

89005 For 1" webbing

(100 pcs per pkg) Overall length: 2-1/8"



FAST EYE HEAVY DUTY SNAP HOOK Cast Chrome Plated Brass

89006 Overall length 2"

(100 pcs per pkg) Dia. inside 1/4" x 1"

For 1" webbing



FAST EYE HEAVY DUTY SNAP HOOK

89007 Cast 316 Stainless Steel

(100 pcs per pkg) Overall length 2"

Dia. inside 1/4" x 1"

For 1" webbing



FENDER HOOK

89010 Length: 1" Width: 1-1/4"

(100 pcs per pkg) Mounting hole diameter: 3/16" CS



MARINE HARDWARE - 316 STAINLESS STEEL

U BOLT BOW AND STERN EYE

88341	Eye is made from 5/16"	5,000#
(150 pcs per pkg)	S.S. stock with <u>rolled</u> threads	5/16"-18"
	Overall length is 4-1/4" with thread length: 3"	
88342	Eye is made from 7/16"	10,000#
(80 pcs per pkg)	S.S. stock with <u>rolled</u> threads	7/16"-14"
	Overall length is 5-1/2" with thread length: 3-1/4"	
88342-1	Eye is made from 5/8"	12,000#
(50 pcs per pkg)	S.S. stock with <u>cut</u> threads	5/8"-11"
	Overall length is 5-1/2" with thread length: 2-3/4"	
88342-2	Eye is made from 5/8"	12,000#
(40 pcs per pkg)	S.S. stock with <u>cut</u> threads	5/8"-11"
	Overall length is 8" with thread length: 4-3/8"	



STRAP HINGES

88349	Size: 4" x 1" Open
(100 pcs per pkg)	Drilled for #10 screws
88350	Size: 6" x 1-1/8" Open
(100 pcs per pkg)	Drilled for #10 screws



BUTT HINGES

88351	Size: 1-1/2" x 1-1/2" Open
(100 pcs per pkg)	Drilled for #10 screws
88352	Size: 2" x 2" Open
(100 pcs per pkg)	Drilled for #10 screws



DOOR HINGES

88353	Size: 1-1/2" x 2-1/4" Open
(100 pcs per pkg)	Drilled for #8 screws
88353-1	Size: 1-1/2" x 3" Open
(100 pcs per pkg)	Drilled for #8 screws
88355	Size: 1-1/2" x 3"
(100 pcs per pkg)	Drilled for #8 screws
88356	Size: 1-1/2" x 4" Open
(100 pcs per pkg)	Drilled for #10 screws



MARINE HARDWARE - 316 STAINLESS STEEL
OFFSET HINGES

88358 Size: 1-1/2" x 2-1/4" Open

(100 pcs per pkg) Offset: 3/8"

Drilled for #8 screws



88358-1 Size: 1-1/2" x 2-3/4" Open

(100 pcs per pkg) Offset: 3/8"

Drilled for #10 screws

DOUBLE HINGE

88354 Size: 1-5/8" x 2-7/8" Open

(100 pcs per pkg) Drilled for #8 screws


TAKE APART MOTOR BOX HINGE (LOCKING)

88359 Size: 1-1/2" x 3-1/2" Open

(100 pcs per pkg) Drilled for #10 screws


TAKE APART MOTOR BOX HINGE (NON-LOCKING)

88359-1 Size: 1-1/2" x 3-1/2" Open

(100 pcs per pkg) Drilled for #10 screws


HATCH HINGE - STANDARD

88360 Size: 3" x 2-1/2" Open

(50 pcs per pkg) Drilled for #10 screws


HATCH HINGE - ANGLE

88360-1 Size: 3" x 2" x 2" For 90° mount

(50 pcs per pkg) Drilled for #10 screws


LONG ARM HINGE

88748 Opening gap: 1-3/8"

(50 pcs per pkg) 3" x 3-5/8" Open

Drilled for #10 screws



MARINE HARDWARE - 316 STAINLESS STEEL


BARREL BOLT - CHROME/BRASS

86100 1-3/8" x 4" base
 (50 pcs per pkg) Drilled for #4 screws



SWIVEL HASP (Hidden/Exposed Fastener Combination)

88340 B - Length - exposed fastener: 3-1/2"
 (100 pcs per pkg) A - Length - hidden fasteners: 3"
 Width: 1-1/4"
 Drilled for #8 screws



GAS VENTS

88346 Installation hole size: 3/4"
 (100 pcs per pkg) Hose/Pipe: 5/8"
 Fits hulls up to 7/16" thick

88347 Installation hole size: 3/4"
 (100 pcs per pkg) Hose/Pipe: 5/8"
 Fits hulls up to 7/16" thick
 90° bend



GAS VENTS - FLUSH

88346-1 Installation hole size: 1-1/2"
 (100 pcs per pkg) Hose/Pipe: 5/8"
 Fits hulls up to 7/16" thick

88347-1 Installation hole size: 1-1/2"
 (100 pcs per pkg) Hose/Pipe: 5/8"
 Fits hulls up to 7/16" thick
 90° bend



MARINE HARDWARE - 316 STAINLESS STEEL

HOSE DECK FILLS WITH KEY

88372	1-1/2" Hose Deck Fill, gas	88376	1-1/2" Replacement Cap & Chain	(20 pcs per pkg)
88373	1-1/2" Hose Deck Fill, diesel	88378	2" Hose Deck Fill, gas	(20 pcs per pkg)
88374	1-1/2" Hose Deck Fill, water	88377	2" Hose Deck Fill, diesel	(20 pcs per pkg)
88375	1-1/2" Hose Deck Fill, waste	88371	2" Hose Deck Fill, water	(20 pcs per pkg)
88375-5	1-1/2" Hose Deck Fill, waste w/2" top	88370	2" Hose Deck Fill, waste	(20 pcs per pkg)
88369	1-1/2" Hose Deck Fill, oil	88379	2" Replacement Cap & Chain	(20 pcs per pkg)
88380	1-1/2" and 2" Replacement Key			(50 pcs per pkg)

All deck fills use #10 fasteners



HOSE DECK FILL WITH KEY - 35° ANGLE

88372-3	(20 pcs per pkg) 1-1/2" Hose Deck Fill, gas • Use #10 fasteners
88373-3	(20 pcs per pkg) 1-1/2" Hose Deck Fill, diesel • Use #10 fasteners
88374-3	(20 pcs per pkg) 1-1/2" Hose Deck Fill, water • Use #10 fasteners
88375-3	(20 pcs per pkg) 1-1/2" Hose Deck Fill, waste • Use #10 fasteners



HOSE DECK FILLS WITH SPLASH GUARD

88372-2	(20 pcs per pkg) 1-1/2" Deck Fill, gas • Use #10 fasteners
88376-2	(20 pcs per pkg) Replacement for Cap and Chain • Use #10 fasteners



PIPE DECK FILLS WITH KEY

88372-1	(20 pcs per pkg) 1-1/2" Pipe Deck Fill, gas • 1-1/2" high • Use #10 fasteners
88373-1	(20 pcs per pkg) 1-1/2" Pipe Deck Fill, diesel • 1-1/2" high • Use #10 fasteners
88374-1	(20 pcs per pkg) 1-1/2" Pipe Deck Fill, water • 1-1/2" high • Use #10 fasteners
88375-1	(20 pcs per pkg) 1-1/2" Pipe Deck Fill, waste • 1-1/2" high • Use #10 fasteners



DECK FILL WITH BREATHABLE CAP

88100	(10 pcs per pkg) 1-1/2" Hose Deck Fill, gas • Use #10 fasteners
88101	(10 pcs per pkg) 1-1/2" Hose Deck Fill, diesel • Use #10 fasteners
88102	(10 pcs per pkg) 1-1/2" Hose Deck Fill, water • Use #10 fasteners
88103	(10 pcs per pkg) 1-1/2" Hose Deck Fill, waste • Use #10 fasteners



DECK FILL WITH BREATHABLE CAP 50° ANGLE

88105	(10 pcs per pkg) 1-1/2" Hose Deck Fill, gas • Use #10 fasteners
88106	(10 pcs per pkg) 1-1/2" Hose Deck Fill, diesel • Use #10 fasteners
88107	(10 pcs per pkg) 1-1/2" Hose Deck Fill, water • Use #10 fasteners
88108	(10 pcs per pkg) 1-1/2" Hose Deck Fill, waste • Use #10 fasteners



MARINE HARDWARE - 316 STAINLESS STEEL

DECK FILL WITH BREATHABLE CAP & INTERNAL VENT

- 88110 (10 pcs per pkg) 1-1/2" Hose Deck Fill, gas • Use #10 fasteners
- 88111 (10 pcs per pkg) 1-1/2" Hose Deck Fill, diesel • Use #10 fasteners
- 88112 (10 pcs per pkg) 1-1/2" Hose Deck Fill, water • Use #10 fasteners



DECK FILL WITH BREATHABLE CAP & INTERNAL VENT 50° ANGLE

- 88115 (10 pcs per pkg) 1-1/2" Hose Deck Fill, gas • Use #10 fasteners
- 88116 (10 pcs per pkg) 1-1/2" Hose Deck Fill, diesel • Use #10 fasteners
- 88117 (10 pcs per pkg) 1-1/2" Hose Deck Fill, water • Use #10 fasteners



REPLACEMENT BREATHABLE CAP

- 88120 (25 pcs per pkg) 1-1/2" Hose Deck Fill, gas
- 88121 (25 pcs per pkg) 1-1/2" Hose Deck Fill, diesel
- 88122 (25 pcs per pkg) 1-1/2" Hose Deck Fill, water
- 88123 (25 pcs per pkg) 1-1/2" Hose Deck Fill, waste



RUBBER 'O' RING REPLACEMENT

- 88124 (25 pcs per pkg) Fits 88100 thru 88123



CHAIN REPLACEMENT WITH HD CONNECTORS

- 88124-1 Fits all deck fills
- (10 pkg minimum) 8" long O/A



MARINE HARDWARE - 316 STAINLESS STEEL

FLUSH MOUNT ROD HOLDER - All have solid cast flange

88383 30° White Liner
 (20 pcs per pkg) Oval flange: 3 3/8" x 4 1/4"
 2" Tube-drilled for #14 fasteners

88383-1 15° White Liner
 (20 pcs per pkg) Oval flange: 3 3/8" x 4 1/4"
 2" Tube-drilled for #14 fasteners

88383-3 90° Vertical White Liner
 (20 pcs per pkg) Oval flange: 3 3/8" x 4 1/4"
 2" Tube-drilled for #14 fasteners

88383-2 90° Vertical White Liner
 (20 pcs per pkg) Round flange: 4 1/4"
 2" Tube-drilled for #14 fasteners



88385 30° Black Liner
 (20 pcs per pkg) Oval flange: 3 3/8" x 4 1/4"
 2" Tube-drilled for #14 fasteners

88385-1 15° Black Liner
 (20 pcs per pkg) Oval flange: 3 3/8" x 4 1/4"
 2" Tube-drilled for #14 fasteners

88385-2 90° Vertical Black Liner
 (20 pcs per pkg) Oval flange: 3 3/8" x 4 1/4"
 2" Tube-drilled for #14 fasteners



88391 30° Black Liner, Cap/Gasket
 (20 pcs per pkg) Oval flange: 3 3/8" x 4 1/4"
 2" Tube-drilled for #14 fasteners

88391-1 15° Black Liner, Cap/Gasket
 (20 pcs per pkg) Oval flange: 3 3/8" x 4 1/4"
 2" Tube-drilled for #14 fasteners

88391-2 90° Vertical Black Liner, Cap/Gasket
 (20 pcs per pkg) Oval flange: 3 3/8" x 4 1/4"
 2" Tube-drilled for #14 fasteners



MARINE HARDWARE - 316 STAINLESS STEEL

FLUSH MOUNT ROD HOLDER (continued)

88382 30° White Liner
 (20 pcs per pkg) Square oval flange: 3 1/2" x 4 1/2"
 2" Tube-drilled for #14 fasteners



88389 30° Black Liner
 (20 pcs per pkg) Square oval flange: 3 1/2" x 4 1/2"
 2" Tube-drilled for #14 fasteners

88383-4 30° White Liner Only
 (20 pcs per pkg) Fits 88383/88382



88383-1-4 15° White Liner Only
 (20 pcs per pkg) Fits 88393-1

88383-2-4 90° Vertical White Liner Only
 (20 pcs per pkg) Fits 88383-1 and 88383-3

88391-4 30° Black Liner Only
 (20 pcs per pkg) Fits 88391/88385



88391-1-4 15° Black Liner Only
 (20 pcs per pkg) Fits 88391-1

88391-2-4 90° Vertical Black Liner Only
 (20 pcs per pkg) Fits 88391-2

88392 30° Black Liner/Cap (1 piece)
 (20 pcs per pkg) Fits 88391/88385



88391-5 Black Gasket - Cap Only
 (20 pcs per pkg) Fits 88391, 88391-1, 88391-2, 88391-3



88390-2 Black Drain End Cap
 (20 pcs per pkg) Fits 2" Tube - All "King" Flush Rod Holders



MARINE HARDWARE - 316 STAINLESS STEEL

2-WAY ADJUSTABLE PEDESTAL ROD HOLDER

88393 Length overall: 12"
 (10 pcs per pkg) Base: 2-1/4" x 3-3/8"
 Drilled for 1/4" bolt



BULKHEAD MOUNT ROD HOLDER

88387 Length: 9-3/4"
 (10 pcs per pkg) Tube size: 2"
 Wall: .060 • Drilled for 1/4" screws



ADJUSTABLE RAIL MOUNT ROD HOLDER

88388 Length: 9-3/4"
 (10 pcs per pkg) Tube size: 2"
 Wall: .060
 Holder fits 7/8" and 1" rail



GRAB RAIL 304 SS Tube

89075 Length: 7-3/4" x 2-7/8" high
 (20 pcs per pkg) Round 7/8" x .049 #304 SS • With 1/4-20 x 2" studs
 89012 Length: 12" x 2-3/8" high
 (20 pcs per pkg) Round 7/8" x .049 #304 SS • With 1/4-20 x 1" stud
 89018 Length: 19-3/4" x 2-3/8" high
 (20 pcs per pkg) Round 7/8" x .049 #304 SS • With 1/4-20 x 2" stud
 89024 Length: 24" x 2-3/8" high
 (20 pcs per pkg) Round 7/8" x .049 #304 SS • With 1/4-20 x 1" stud



**MARINE HARDWARE - 316 STAINLESS STEEL****SMALL FLUSH LIFT RING**

88362 Size: 1-1/2" x 1-15/16"
 (100 pcs per pkg) Drilled for #8 screws

**FLUSH LIFT HANDLE**

88368 Length: 3" • Width: 2-1/4"
 (100 pcs per pkg) below Flange: 1/4"
 handle o/a: 2-3/8"

**HATCH LIFT RING - Latching with Gasket and Strikes**

88302 2-3/8" OD
 (50 pcs per pkg) Drill 2" hole
 Gasket, back plate, strikes and screws included

**LOCKING HATCH LIFT RING - Latching with Gasket and Strikes**

88302-1 2-3/8" OD
 (50 pcs per pkg) Drill 2" hole
 Gasket, back plate, strikes, 2 keys and screws included

**RECESSED RING COUNTER BALANCED TO 90°**

88400 Length: 3"
 (100 pcs per pkg) Width: 5/8"
 below Flange: 7/8"

**TURN LATCH**

88401 Diameter: 2-1/4"
 (100 pcs per pkg) Height: 5/8"
 for #8 screws

**BRASS GARBOARD DRAIN - CAST**

86500 (50 pcs per pkg) 2" Flange with 1/2" pipe plug • Drilled/countersunk for #8 screw
 86501 (50 pcs per pkg) Plug only
 86503 (50 pcs per pkg) Flange only (no plugs)

**FISHING RIG/LURE HOLDER w/Locknuts and Washers**

89020 316 S.S. - 3/8" rod
 (20 pcs per pkg) 6" long x 1" installed
 1-1/4" Threaded shaft for 3/8" nut



MARINE HARDWARE - 316 STAINLESS STEEL

DRINK / CUP HOLDERS With Lock Nuts and Washers 316 SS

3/8" Solid cast rings / welded studs with 1-1/2" threads

All are 2-3/4" above deck

88002 (20 pcs per pkg) 1 Ring • 4-1/4" x 4-1/8" long - mounts under deck

88004 (12 pcs per pkg) 2 Ring • 4-1/4" x 8-1/8" long - mounts under deck

88006 (12 pcs per pkg) 3 Ring • 4-1/4" x 12-1/4" long - mounts under deck

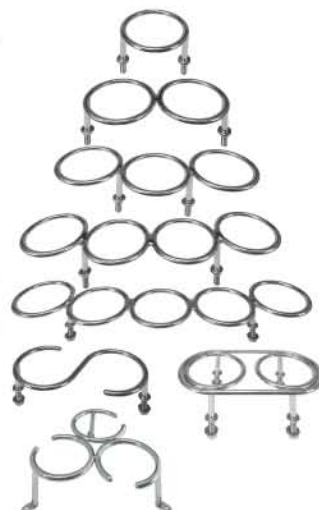
88008 (12 pcs per pkg) 4 Ring • 4-1/4" x 16-1/4" long - mounts under deck

88009 (20 pcs per pkg) 5 Ring • 4-1/4" x 20-1/2" long - mounts under deck

88010 (12 pcs per pkg) 2 'S' shape • 4-1/4" x 8-1/4" long - mounts under deck

88004-1 (12 pcs per pkg) 2 double ring • 4-3/4" x 9-1/2" long - mounts under deck

88006-1 (12 pcs per pkg) 3 Ring triangle • 8-1/2" x 8-1/2" - mounts above deck



1-RING DRINK HOLDER - Top Mount

88002-1 (20 pcs per pkg) 4-1/4" Ring x 4-1/8" x 1-3/4" high

DRINK HOLDER - 316 SS - 3/8" Solid Cast Face

88004-3 2 Ring • 4 Legs • Ring: 3-3/8" I.O.

4-1/8" x 8-5/8" x 2-3/4" - mounts under deck

1-1/2" Threads with locknut/washer

88004-4 Same as above except mounts above deck



BOTTLE HOLDERS - LIQUOR/WINE - 316 SS 3/8" Solid Cast Face

88006-2 2 Ring • 2 Legs • Ring: 3-15/16" I.O.

8" x 11-1/8" x 4" above deck

1-1/2" Threads with locknut/washer




CRIMPER - FORGED STEEL (Use W/alum tubes only)

5583 Crimper - for setting inside fittings in 3/4"

(1 pcs per pkg) and 7/8" O.D. aluminum tubing

5585 (2 pcs per pkg) Replacement tips for crimper (5583)



FORGED TRAILER BALLS CARBON STEEL CHROME PLATED

89050 (24 pcs per pkg) 1-7/8" ball - 3/4" x 2" long • Load 2000 lbs.

89055 (24 pcs per pkg) 2" ball - 3/4" x 2" long • Load 3000 lbs.



NYLON MARINE FITTINGS

BIMINI HARDWARE

NEW NYLON - 180° UNIVERSAL DECK HINGE - Black

7438 2-1/2" long x 13/16" wide, 1-3/4" high
 Drilled for #10 screws



NEW NYLON - HINGED JAW SLIDE - Black

7418-1B For 7/8" tube
 Opens to fit over tube




MOST NYLON IS AVAILABLE IN BLACK OR NATURAL (OFF WHITE)
 (Please add "B" or "N" after part # when ordering)

INSIDE EYE END



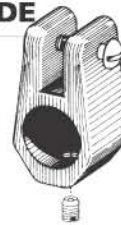
7402 - 3/4" inside eye end
 7417 - 7/8" inside eye end

OUTSIDE EYE END



7419 - 7/8" outside eye end
 7416 - 3/4" outside eye end

JAW SLIDE



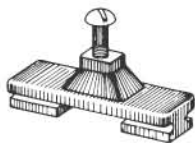
7418 - 7/8" jaw slide
 7406 - 3/4" jaw slide
 7418NB - for Q.R. pin

DECK HINGE




7405 - Large deck hinge
 7405BD - Large deck hinge-Black
 Drilled for Q.R. pin
 7405BS - Large deck hinge-Black
 Tapped for 1/4-20
 7428 - Large deck hinge/angled
 7428 BD - Large deck hinge/angled-Black - Drilled for Q.R. pin
 7405 B 7424 PB - Large deck hinge with Black Thumbscrew pin

SIDE MOUNT/SIDE



7424 - Side mount/slide fits 1.050 track
 7430 - Side mount/slide fits .850 track
 (jammer available)

JAMMER



7411 - For locking 7424 and 7430 in place.

SLIDE LOCK



7432 - Slide lock for .850 track with fillister head screw

SIDE MOUNT



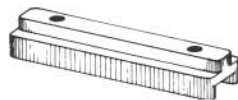
7415 - 2-hole side mount

DECK HINGE



7401 - Small deck hinge

TRACK SLIDE




7408 - Track slide for deck hinge.
 Fits .850 track.
 7452 - Track slide for deck hinge.
 Fits 1.050 track.

DECK HINGE SLIDE COMBINATION



7431 - Deck hinge slide combination.
 Fits .850 track.

DECK HINGE LOCK



7445L (left) / 7445R (right) - Deck hinge slide lock combination.
 Fits .850 track #6410 page 45.

NYLON MARINE FITTINGS

BIMINI HARDWARE (continued)

Most Nylon available in black or natural colors.

SIDE MOUNT



7427 - 4 hole side mount

INSIDE EYE END



7473 - 3/4" inside eye end 90°

QUICK RELEASE PIN



7513 - Quick Release Pin

EYE END BRACKET



7475 - 3/4" 90° inside eye end bracket

END EYE ADJUST



7474P - Port adjust bracket

7474S - Starboard adjust bracket*

intended to adjust 3/4". 90° inside eye.

NYLON HEAD SCREW



7424P - Plastic head 1/4"-20 screw.

Fits all SS side mounts and deck hinges.


NYLON HEAD SCREW



7523 - Large Plastic Head 1/4"


- 28 x 3/4"

1" SQ. JAW SLIDE



7515 - 1" sq. jaw slide.

1" SQ. INSIDE EYE END



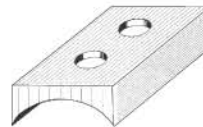
7516 - 1" sq. inside eye end

1" SQ. OUTSIDE EYE END



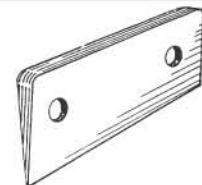
7517 - 1" sq. outside eye end

RAIL HINGE ADAPTER



7444 - Rail hinge adapter

DECK HINGE WEDGE



7530 - Deck hinge wedge 5°

LASH HOOK



7420 - 2-hole lash hook

EYE STRAP



7407 - Eye Strap

LASH HOOK



7460 - 1-hole lash hook.

SET SCREW - For Nylon Canvas Hardware



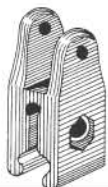
7200 - 1/4-20 X 1/4" cup point
Fits 3/4" & 7/8" jaw slides and
eye ends (100 pcs per pkg)

SHOULDER SCREW For Nylon



7201 - Fits 3/4", 7/8" Nylon
Jaw Slides and Deck Hinges
(100 pcs per pkg)

3/4" JAW SLIDE



7522 - 3/4" Jaw Slide

SLIDE BRACKET



7525 - 4 1/2" Slide bracket.

Used with 7522.

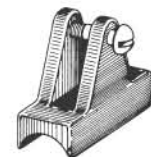
SLIDE BRACKET



7527 - 2 1/4" Slide Bracket.

Used with 7522.

RAIL HINGE

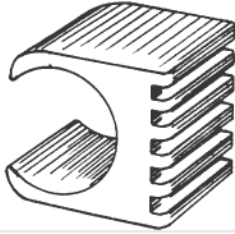


7443 - Hinge for 7/8" rail.

NYLON MARINE FITTINGS

Most Nylon available in black or natural colors.

WINDOW SPACER

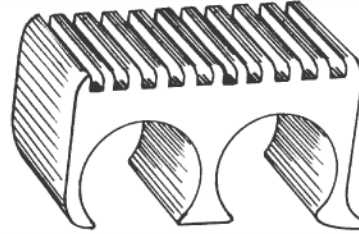


7628 - 7/8" Window spacer - white

7629 - 1" Window spacer - white

7628G - 7/8" Window spacer - gray

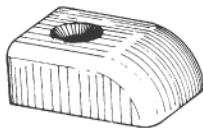
COMBINATION WINDOW SPACER / BOAT TOP FRAME LOCK



7630 - Window Spacer and Boat Top Frame Lock for 7/8" Tubing - white

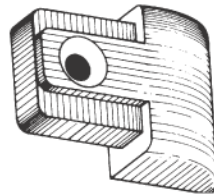
TRACK TRIM ENDS

CHANNEL END CAP




7404 - Channel trim end cap. Fits over .850 track.

CHANNEL END CAP



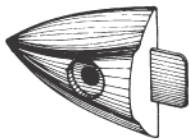
7429 - Channel trim end insert. Fits .850 track.

CHANNEL END CAP



7422 - Channel stop end cap. Fits 1" track.

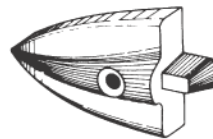
GUNNEL TRIM END



7425 - Gunnel molding trim end 1-1/8"

7409 - Gunnel molding trim end 1-1/4"

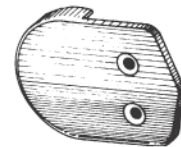
GUNNEL TRIM END



7410 - Gunnel molding trim end 15/16"


7486 - Gunnel molding trim end 1-7/16"

TRIM END



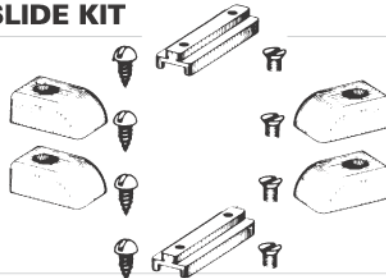
7600 - Trim end for 2". Soft or hard material.

1-1/4" GUNNEL MOLDING END CAP



7498 - 1-1/4" Gunnel molding. End cap.


SLIDE KIT



7440 - Slide kit.

BOW RAIL SOCKET

Fits 7/8", 1"
O.D. Tube



7512 - Bow Rail Socket
7/16" x 2-9/16" I.D.

NYLON MARINE FITTINGS

TUBE-STANCHION HARDWARE

Most Nylon available in black or natural colors.

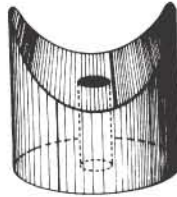
TUBE CONNECTOR



7456 - 7/8" tube connector

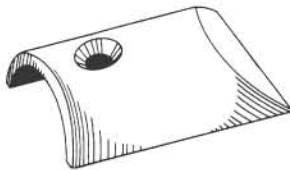
7448 - 3/4" tube connector

STAND OFF



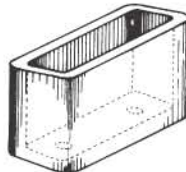
7491 - 1/2" stand off for 7/8" tube

1" GUNNEL MOLDING END CAP



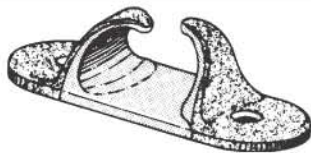
7489 - 1" Gunnel molding. End cap.

BATTEN SOCKET



7434 - 2-hole batten socket

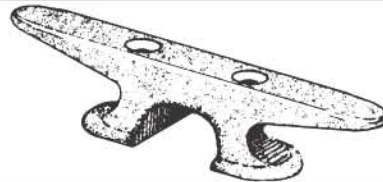
CHOCKS



7455 - Skene bow chocks - pair.

3-1/2" long #8 screw. Etched finish.

CLEATS




7439 - 8" cleat for 5/8" for 1" rope - 5/16" studs.

7442 - 10" cleat for 1" rope 5/16" studs.

Etched finish.

CLEATS



7433 - 4-1/4" cleat for 5/16" rope - 3/18" studs.

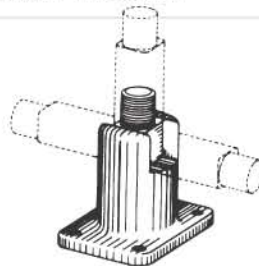
7421 - 6" cleat for 7/16" rope - 1/4" studs. Pull-tested by Tropical Marine Testers, Inc. and found to exceed strength of s/s fasteners.

ROD HOLDER



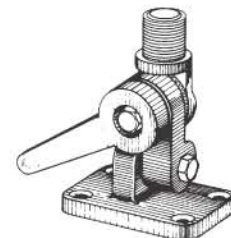
7447 - Flush mount rod holder. 1-5/8" ID to 9-1/2" length. 3-1/2" x 4-1/4" flange dia. Etched finish - 1-piece construction. Available black or white.

LIFT-N-LAY MOUNT



7003 - Marine Antenna Lift-N-Lay Mount. Includes 4 angled shims per mount. Manufactured from hi-impact super tough nylon (ferrule & adaptor available).

RATCHET MOUNT



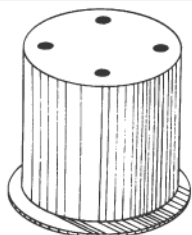
7001 - Marine Antenna Ratchet Mount. All s/s 3/8" nut-bolt hardware.

NYLON MARINE FITTINGS

MISC. HARDWARE (continued)

Most Nylon available in black or natural colors.

3" CUP HOLDER

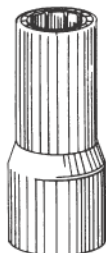


7511 - 3" cup holder - 2-7/8" deep

7510 - 3" cup holder - 1-7/8" deep

7514 - 3" cup holder - 1-1/2" deep

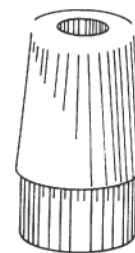
FERRELL



7264 - Ferrell

7264H - Ferrell .458" hole

REDUCER ADAPTOR

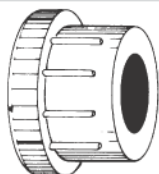


7188 - 1/2" Core Reducer Adaptor

7189 - 3/8" Core Reducer Adaptor

TRAILER BUSHINGS

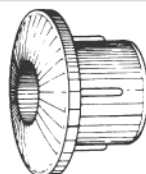
ROLLER BUSHING



7355 - Roller bushing 1/2" shaft .875 OD

7358 - Roller bushing 1/2" shaft 1.175 OD

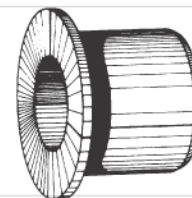
ROLLER BUSHING



7359 - Roller bushing 5/8" shaft 1.185 OD

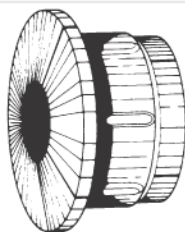
7350 - Roller bushing 5/8" shaft .770 OD

ROLLER BUSHING



7351 - Roller bushing 1/2" shaft .760 OD

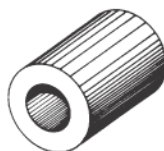
ROLLER BUSHING



7353 - Roller bushing 5/8" shaft 1.465 OD

7352 - Roller bushing 5/8" shaft 1.075 OD

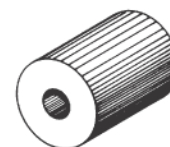
SHACKLE BUSHING



7356 - Shackle bushing 1/2" shaft .980 OD

7357 - Shackle bushing 9/16" shaft .860 OD

SHACKLE BUSHING




7354 Shackle bushing .480 ID - 870 OD

7360 Shackle bushing 1/2" shaft .865 OD

WINDSHIELD HARDWARE

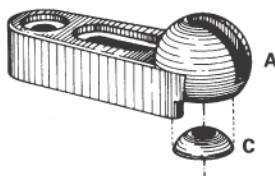
WINDOW BRACE TUBE



7504 - Window brace tube-insert goes with 7480

A & C. Use with 7480.

BRACE FOOT



7480 - Adjustable windshield foot fits 5/8" tube -

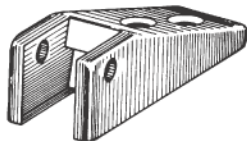
2 piece A and C. Use with 7504.

NYLON MARINE FITTINGS

WINDSHIELD HARDWARE (continued)

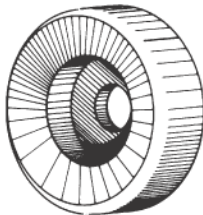
Most Nylon available in black or natural colors.

BRACE FOOT



7403 - Windshield brace foot. Fits 1/2" square tube.


BUMPER



7168 - Bumper .725 diameter.

Windshield/window/door.

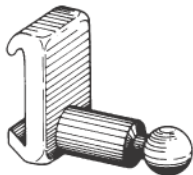
RETAINER



7465 - Windshield retainer female.


2-hole, length 1.375"

RETAINER SPACER




7413 - Windshield spacer / retainer male. 3/4" stand off.

RETAINER



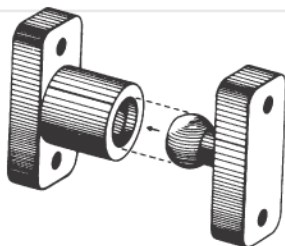
7412 - Windshield retainer male. 1/4" stand off.

RETAINER



7414 - Windshield retainer female.

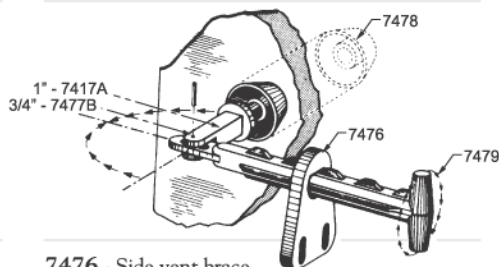
STAND OFF



7250 - 1/4" ball and socket stand off

7500 - 1/2" ball and socket stand off

SIDE VENT ADJUSTER



7476 - Side vent brace

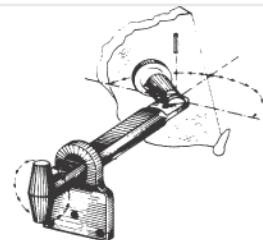
7477A - Long insert (1")

7477B - Short insert (3/4")

7478 - Side vent insert retainer cap

7479 - Side vent adjust handle (notched)

SIDE VENT ADJUSTER




7470 - Side vent brace

7471 - Side vent pin

7472 - Side vent adjust handle (oval)

SINGLE WING WINDSHIELD LATCH



7501 - Stands off .105 - flush hole

7251 - Stands off .250 - recessed hole


7290 - Stands off .290 - recessed hole

7300 - Stands off .300 flush hole

7330 - Stands off .330 - recessed hole

7370 - Stands off .370 - flush hole

DOUBLE WING WINDSHIELD LATCH




7222 - Double wing windshield latch.

Stand off .022 - recessed hole.

7750 - Windshield loop latch.

Stands off .225 - flush hole.

THUMB WINDSHIELD LATCH



7035 - Windshield thumb latch.

Stands off .035 - flush hole.

7062 - Windshield turn button. Stands off .065 - flush hole. Flush turn buttons available upon request.

NYLON MARINE FITTINGS

VENT-DRAIN HARDWARE

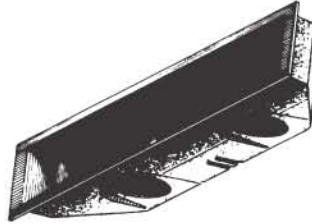
Most Nylon available in black or natural colors.

HOSE ADAPTOR



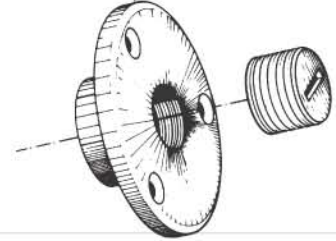
7459 - Collector box hose adaptor. Secures 3" hose to collector box.

COLLECTOR BOX



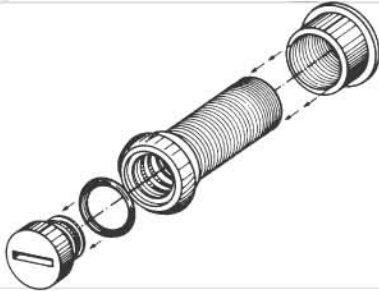
7451 - Collector box for #7446 or #7458 vent. Accepts 3" and 4" hose.

DRAIN



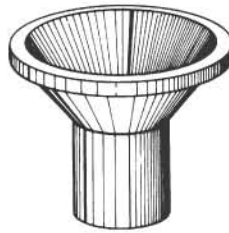
7435 - Garboard drain and plug. Threaded plug with slot.

THRU-HULL DRAIN



7426 - Thru-hull drain assembly. Serrated press fit installation.

SINGLE FUNNEL



7436 - Sink funnel drain. Fits 3/4" hose.

MISCELLANEOUS TAIL SLIDE



7490 - Sew-in curtain track retainer.

LOUVERED VENTILATOR



7446 - Louvered ventilator 17-1/4" x 2-1/2" x 1-1/2" dimension B.I.A. Certified available with chrome finish.

ZEBRA VENTILATOR



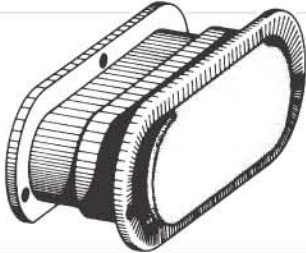
7458 - Zebra Ventilator

LARGE COLLECTOR BOX



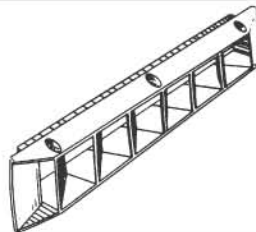
7494 - Large collector box for #7495. Fits 3" and 4" hoses.

COCKPIT SCUPPER



7492 - Cockpit scupper. 1-3/4" - 3-1/2" variable transom thickness 1-3/8" x 5" opening. 2-1/4" x 6" outer flange. Sole of inner flange flush with deck. 3-piece assembly - soft flapper.

LARGE LOUVERED VENT



7495 - Large louvered vent.

END CAP



7835 - For 7/8" x .058 tubing.

ADJUSTABLE SUPPORT POLE HARDWARE

SUPPORT POLE HARDWARE - BLACK NYLON



7619 / 7620



7621 / 7624



7621NS



7610 / 7622



7623/7521



89008



7524B

7610	Pole end 7/8" fits 2" grommet
7619/7619W	Rubber foot 3/4" Black/White
7620/7620W	Rubber foot 7/8" Black/White
7621	Pole end 3/4" with SS snap
7621NS	End cap 3/4"
7624	Pole end 7/8" with snap
7622	Pole end 3/4" fits 2" grommet
7623	Jointer section 3/4" to 7/8"
7521	Jointer section 7/8" to 1"
7524 B	Replacement adjuster screw for 7623/7521
89008	SS Internal Spring button stop

SUPPORT POLES 3/4" / 7/8"

3636 (25 pcs per pkg) Adjustable support pole 40" to 70"

4848 (25 pcs per pkg) Adjustable support pole 48" to 96"

Each unit is equipped with 3 end fittings, 7619, 7622 and 7621

Special sizes available upon request.



MARINE HARDWARE


ALUMINUM

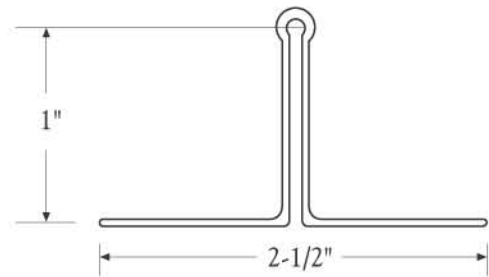
4352	Arm Support (pairs)
4353	Back Support (pairs) - angle


ALUMINUM

4657	Helms Seat Hinge - Large 8" x 12" (pairs)
4347	Helms Seat Hinge - Regular 8" x 10" (pairs)


ALUMINUM

4650	Offset Hinge - Mill 6' lengths x 2-1/2" as shown
4649	Piano Hinge - Mill 6' lengths x 3" widths as shown


ALUMINUM

		Length	Pcs Box
6410	TM-5 Small Track - .850 anodized	14'	25
6421	Awning Rail A-15 - 135° anodized	16'	25



		Length	Pcs Box
6028	Plastic Awning Rail - White	8'	15
6029	Plastic Awning Rail - Black	8'	15
6022	Vinyl Awning Extrusion - Black	100'	Per Box
6024	Vinyl Awning Extrusion - White	100'	Per Box



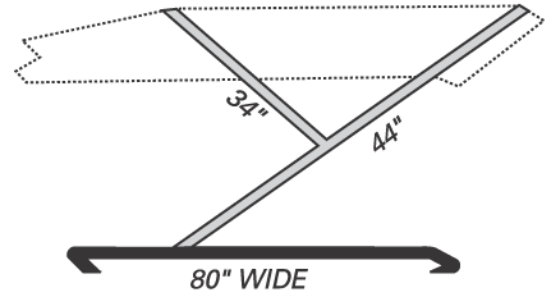
UNIVERSAL BOAT TOP FRAMES READY TO ASSEMBLE KIT FORM

STANDARD 2-BOW FRAME

7/8" x 058 DRAWN ALUM. BRITE ANODIZED ROUND TUBE

4850 Nylon hardware

4850-D Die cast hardware

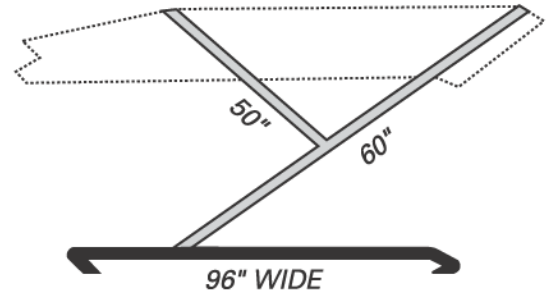


EXTRA LARGE STANDARD 2-BOW FRAME

7/8" x 058 DRAWN ALUM. BRITE ANODIZED ROUND TUBE

4855 Nylon hardware

4855-D Die cast hardware

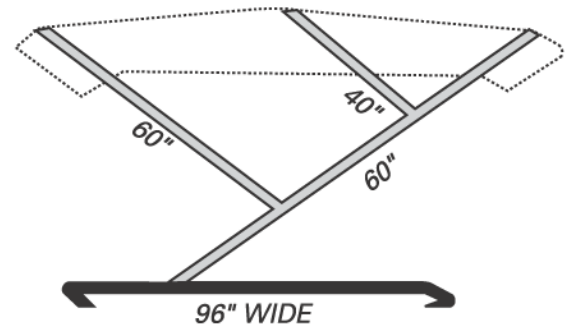


BIMINI 3-BOW FRAME

7/8" x 058 DRAWN ALUM. BRITE ANODIZED ROUND TUBE

4851 Nylon hardware

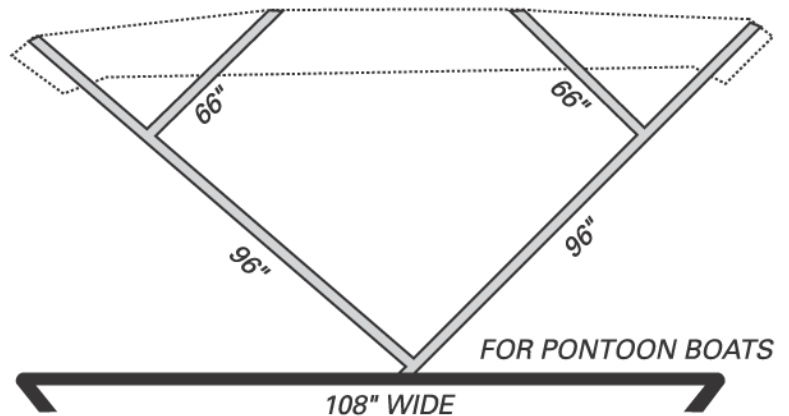
4851-D Die cast hardware



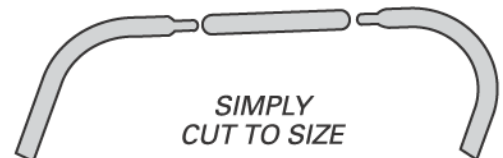
PONTOON BOAT FRAME

1 x 1 x 062 EXTRUDED SATIN ANODIZED SQUARE TUBE

4854 Nylon hardware



Packaged 1 boat set per box with hardware.



**CREDIT • CLAIMS • RETURNS • LIMITED WARRANTY**

CREDIT:

Companies with satisfactory credit ratings will qualify for an open account. Others may purchase on a COD or credit card basis.

CLAIMS:

Carriers are responsible for any damage or loss once a shipment has left FOB points. In case of shortage or damage, the carrier should be advised and claims should be filed immediately with that carrier by customer.

RETURNS:

No credit will be given for products returned without authorization. Items returned are subject to a 15% restocking fee. Return of defective product is exceptional.

LIMITED WARRANTY:

King Marine Inc. guarantees to the original Purchaser that our SS hardware is free from defective materials and workmanship under normal use and service for the life of the boat on which this part was originally installed; except those products that have mechanically moving parts, which are guaranteed for 3 years. For this warranty to be effective, **KMI** must be supplied with proof-of-purchase of the product. The product in question must be returned to the warehouse designated by **KMI**, freight or postage prepaid. Any acceptance of product by **KMI** for replacement or repair shall not be deemed an admission that the product is in violation of warranty or defective.

This warranty is void if the product warranted has been damaged by accident, unreasonable use, lack of proper maintenance, unauthorized repair or modification, improper installation or other causes not arising out of defects in material or workmanship.

If our product qualifies for warranty, **KMI** will either repair or replace it with a like product (at **KMI** option) without charge to the original Purchaser. Any expenses involved in the removal or reinstallation of the product will be reimbursed by and at the discretion of **KMI** up to, but not to exceed 5 times the **KMI** original selling price of the product to be replaced. In the event of replacement, the replacement product will continue the warranty time of the original product.

This warranty gives the Purchaser certain rights, defined above, and the Purchaser may also have other rights, which may vary from state to state.

**The Nation's Largest Stocking Distributor
of Tubing and Fittings for the
Pleasure Boating Industry**



**Fax: (808) 821-0400
E-Mail: info@kingmarine.com
www.kingmarine.com**

WEST COAST DIVISION

3810 124th St. N.E.
Marysville, WA 98271-8775

KMI 2011 / 2012

EAST COAST DIVISION

3476 Albemarle Church Rd.
Columbia, NC 27925